

EH-VS Lightline SEAL

Recessed LED profile

LED |



Installation Instructions



For reference only

Technical data:

- Input: 220-240Vac 50-60Hz.
- IP 65
- Electrical protection class: Class I

Disconnect mains power before installation.



Important:

This light fixture is classified as electrical & electronic waste (WEEE). Once ceased operation It is mandatory to destroy it according to your local waste directives.

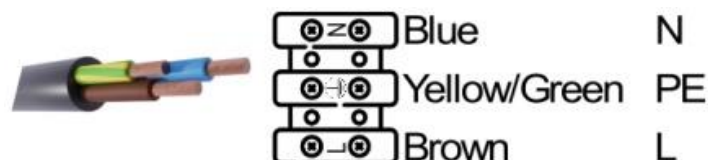
Warning:

1. Connecting this light fixture to mains will be conducted only by qualified and licensed electrician. It is mandatory to disconnect mains supply prior to installation or service.
2. Replace any broken protective cover.
3. This light fixture is designed for indoor and outdoor installation, according to listed IP level.
4. The usage of non-complying dimming devices for low voltage systems may damage the power supply device.
5. The light fixture must not be covered by any isolation material.

Maintenance:


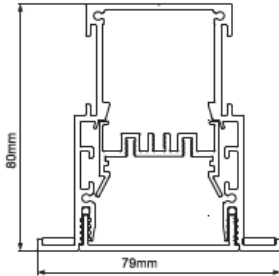
1. Use only a soft antistatic wipe to clean the diffuser.
2. In case of a fault, do not try to fix it on your own. Uninstall the light fixture and contact your nearest official service station.
3. To not use Alcohol, detergents, chemical and such to clean the light fixture.
4. The light unit source is non-replaceable.

Electrical wiring scheme:






Installation instructions:



Recessed installation:

1. This luminaire is designed for recessed installation on gypsum, metal or wood ceilings.
2. Cut open a hole in your ceiling fitting the luminaire's dimensions (Width: 75-79mm, Length: 1000mm, Height: 85mm min).
3. Insert the luminaire into the open cut, bending the support springs to the upper position prior to the inserting. Once inserted, the springs will hold the luminaire into place.
4. Do not cover the luminaire by any insulating material.
5. Connect the light fixture to the power supply, according to the wiring scheme.
6. Light fixture is ready for operation.



We hold our rights to change and update technical data on luminaires without prior notice. Although all efforts conducted in accessibility of data, inaccuracies and/or typographical errors may occur. Instructions are worded in the masculine language for convenience only, and refer to all genders. Warranty is valid according to the enlisted data on our website, and/or as listed on client quotation by our local representative.