

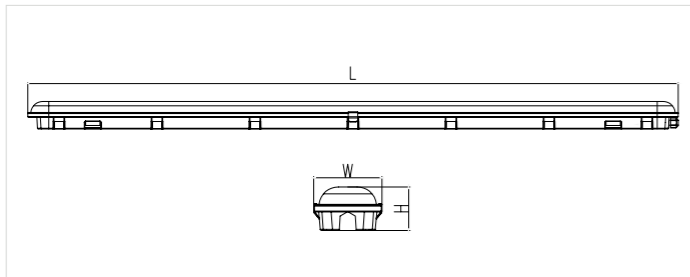


An extremely durable waterproof professional lighting, designed according to leading international standards and requirements.

PREMIUM's unique structure, which is exceptionally wide, reduces glare and makes it suitable for sites with high ambient temperatures ( $t_a \leq 50^\circ\text{C}$ ). In addition, the fixture's body has high ingress protection (IP65) and high impact protection (IK10). It utilizes an advanced Vossloh-Schwabe LED driver with DIP SWITCH selector which allows power adjustment in the 15W-86W range. PREMIUM is available in several sizes and power supply options.

Ideal for underground parking lots, sheds, warehouses, production floors, garages, shops and more.

#### Technical specifications:

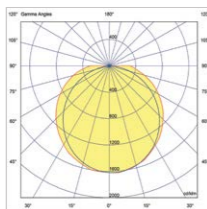


**Material:** Extra Wide White Injection Moulded PC Base. Stainless Steel Clips.  
**Diffuser:** PC  
**Body Colour:** ○  
**Power:** Adj. Power up to 86W  
**CCT:** 4000K  
**Mounting Type:** Surface Mounted  
**LED Lifetime:** L90B10 - 60,000hrs,  
 L80b10 - 100,000hrs

Power (W)	CCT	Length*Width*Height (mm)	Luminaire's Lumen Output (lm)
15	4000K	95*160*650	2,100
20	4000K	95*160*1260	2,800
23	4000K	95*160*1260	3,200
27	4000K	95*160*1260	3,800
36	4000K	95*160*1560	5,050
50	4000K	95*160*1560	7,000
64	4000K	95*160*1560	9,000
86	4000K	95*160*1560	12,100


\* Data shown is for a few of the available models. The luminaires are available in different colour temperatures, optics, lumen outputs and power. \*\* Tolerance:  $\pm 10\%$ .

#### Photometric Curves:



EH-VS

# PREMIUM.



EIN-HASHOFET LIGHTING INDUSTRIES  
 VS LIGHTING SOLUTIONS

- 220-240V  
50-60 Hz
- PF>92%
- $t_a=50^\circ\text{C}$
- IK10
- IP65
- FLICKER  
FREE
- THD<5%
- CRI>85
- L80>  
60,000  
Hours
- LM80
- CB
- 
-